


CVH CHECK VALVES

Guided poppet design and precision ground surfaces for 10,000 PSI service, 1/4" to 2" NPT/SAE/BSPP/BSPT/6149



The DMIC **CVH** Check Valve is a quality leader in the worldwide marketplace. Computer optimized flow passages and super heavy duty construction results in a 10,000 PSI rated product which will provide greatly extended service in 3,000 and 5,000 PSI applications.

- **Precision ground** oversize poppet landing zone for longevity, factory tested for zero leakage - install with confidence
- Designed for **10,000 PSI maximum operating pressure** in carbon steel and 10,000 PSI in stainless steel
- **Standard 5 PSI & 65 PSI cracking pressures**, with rapid delivery for 0, 15, 30, 75, and 135 PSI - call with your custom requirement
- Hybrid models with **SAE Code 61 4-Bolt** and **Split Flange** available
- Spring laid out such that it never fully packs, extending life expectancy
- One piece steel construction eliminates leakage from joints

CVH	Nominal Size	Port Thread	Performance Data		Dimensions (inches/mm)		
			Flow GPM ¹	Working Pressure	A Hex	B Length	Lbs. kg
CVH**-0250N	1/4"	1/4" NPTF	5 GPM 19 l/m	10,000 PSI 680 Bar	0.75 19.1	2.14 54.4	0.24 0.11
CVH**-0250S		#4 SAE					
CVH**-0250B		1/4" BSPP					
CVH**-0250IU		12mm ISO6149					
CVH**-0375N	3/8"	3/8" NPTF	8 GPM 30 l/m	10,000 PSI 680 Bar	0.88 22.4	2.50 63.5	0.48 0.22
CVH**-0375S		#6 SAE					
CVH**-0375B		3/8" BSPP					
CVH**-0375IU		16mm ISO6149					
CVH**-0500N	1/2"	1/2" NPTF	15 GPM 57 l/m	10,000 PSI 680 Bar	1.13 28.6	3.13 79.4	0.64 0.29
CVH**-0500S		#8 SAE					
CVH**-0500B		1/2" BSPP					
CVH**-0500IU		18mm ISO6149					
CVH**-0750N	3/4"	3/4" NPTF	25 GPM 95 l/m	10,000 PSI 680 Bar	1.50 38.1	3.80 96.9	1.03 0.47
CVH**-0750S		#12 SAE					
CVH**-0750B		3/4" BSPP					
CVH**-0750IU		22mm ISO6149					
CVH**-1000N	1"	1" NPTF	40 GPM 152 l/m	10,000 PSI 680 Bar	1.75 44.5	4.31 109.6	2.18 0.99
CVH**-1000S		#16 SAE					
CVH**-1000B		1" BSPP					
CVH**-1000IU		33mm ISO6149					
CVH**-1250N	1 1/4"	1 1/4" NPTF	70 GPM 266 l/m	10,000 PSI 680 Bar	2.25 57.2	5.04 128.0	4.19 1.90
CVH**-1250S		#20 SAE					
CVH**-1250B		1 1/4" BSPP					
CVH**-1250IU		42mm ISO6149					
CVH**-1500N	1 1/2"	1 1/2" NPTF	100 GPM 380 l/m	10,000 PSI 680 Bar	2.50 63.5	5.50 139.7	5.16 2.34
CVH**-1500S		#24 SAE					
CVH**-1500B		1 1/2" BSPP					
CVH**-1500IU		48mm ISO6149					
CVH**-2000N	2"	2" NPTF	150 GPM 570 l/m	10,000 PSI 680 Bar	3.25 82.6	6.75 171.5	11.00 4.99
CVH**-2000S		#32 SAE					
CVH**-2000B		2" BSPP					
CVH**-2000IU		60mm ISO6149					

CVH Stainless Steel*	Port Size	Working Pressure	
		PSI	Bar
CVH**-0250*-22	1/4"	10,000 PSI	413 Bar
CVH**-0375*-22	3/8"		
CVH**-0500*-22	1/2"		
CVH**-0750*-22	3/4"		
CVH**-1000*-22	1"		
CVH**-1250*-22	1 1/4"		
CVH**-1500*-22	1 1/2"		
CVH**-2000*-22	2"		

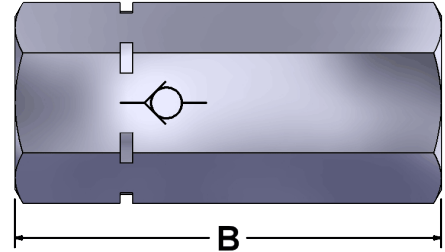
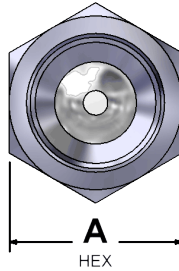
*CVH shares external dimensions with the CVH Carbon Steel Series (see Table to left).



CVH CHECK VALVES



CVH	Physical Parameters
BODY	Carbon Steel (Opt. all Stainless Steel)
POPPET	Hardened Carbon Steel (Opt. all S/S) Precision Ground Hard Seat
SPRING	Helical, Spring Steel
POPPET LANDING ZONE	Carbon Steel, Oversize (Opt. All S/S)
RETAINER	Spiral, Spring Steel
SEALING	Metallic Hard Seat
TEMP RANGE	-20°F/400°F (-29°C/204°C)



For complete ordering information and option availability please see page 20.

CVH 65 - 2000 S 1 1

Model	
CVH	Carbon Steel 10,000 PSI
CVH	Stainless Steel, 10,000 PSI

Body	
1	Carbon Steel
2	Stainless Steel

Internal	
1	Carbon Steel
2	Stainless Steel

Cracking Pressure	
Stock Options	
05	5 PSI (0.35 Bar)
65	65 PSI (4.5 Bar)
Rapid Delivery Options	
15	15 PSI (1.03 Bar)
30	30 PSI (2.1 Bar)
75	75 PSI (5.2 Bar)
135	135 PSI (9.3 Bar)

Inlet Port Thread	
Standard US/Canada	
N	NPT
S	SAE ORB
Metric Standard	
B	BSPP
Optional Threads (Call DMIC)	
T	BSPT
IU	ISO6149

Nominal Size	
Expressed in 1/1000" units	
Example: 0375 = 3/8", 1 1/2 = 1500	

New Curves to Come

This valve series is factory sealed and disassembly will destroy the valve and void the warranty. Due to our policy of continual product improvement, the specifications in this catalog may change without notice. When designing by spec, please request a certified print.

